


curiosity

set

inspiration

MODU[®]



building guides 6 — 31

nice to know 32 — 41

behind the scenes 42 — 51

imagine

build

move

Congratulations on your new MODU set! You are now part of the #moduverse where imagination, creativity and active play rule. Use this booklet for inspiration when you go on fun adventures indoors. Explore MODU's many functions with the general principles presented here and go even further by building your very own creations — imagine, build, move in an endless play loop!



MODU ApS ©2026
Playful Danish Design

www.modu.dk

building

The image features a dark teal background with several white geometric shapes. A large white shape on the left resembles a stylized eye or a fan, containing a dark teal circle. Another white shape on the right is a trapezoid with a pointed top, containing two dark teal circles. The text 'building' is in the top left and 'guides' is in the bottom right, both in a bold, white, sans-serif font.

guides

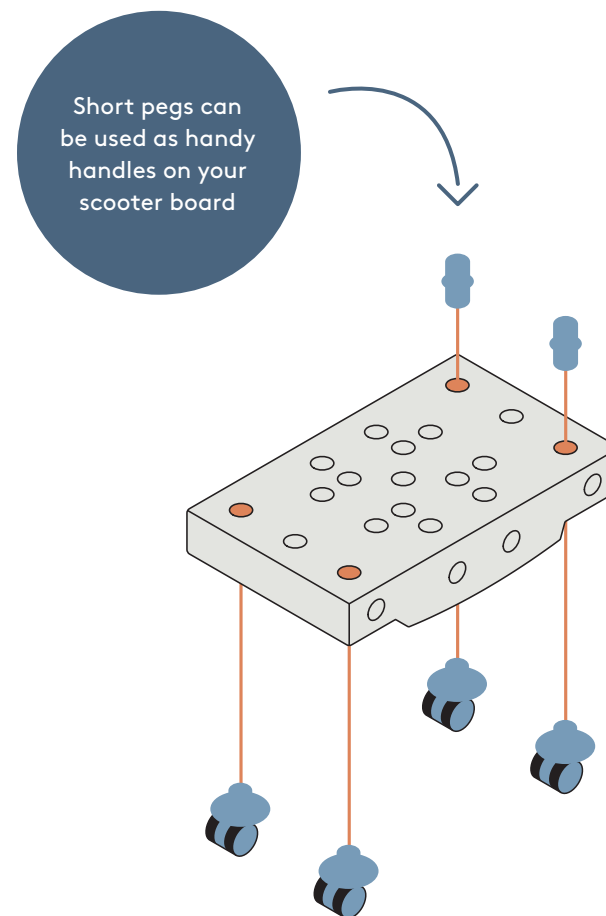
Scooter Board



Swirly tummy fun! A scooter board is a simple yet versatile toy for kids of all ages, perfect for tummy time and sensory play. Babies and young toddlers can benefit from the exercise it provides for essential neck and back muscles, while older children can use it to activate their entire body.

Ages: 0 – 6

Time to build: 30 sec.



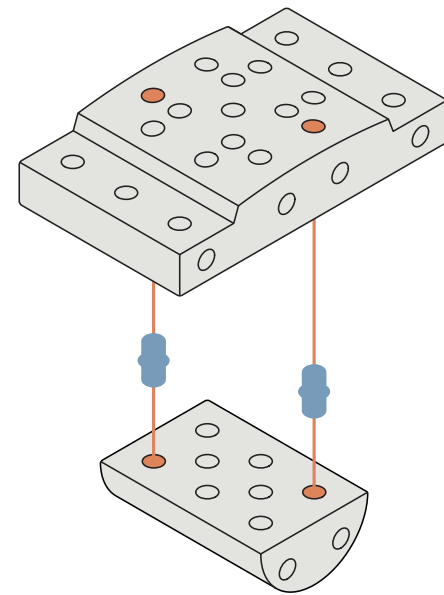
Balance Board



A balance board is a fun way to exercise both balance, core strength, and coordination. Babies and toddlers may start by laying on their belly or sitting on their knees, shifting the weight from side to side. When ready, help the child to stand up and support if needed until they're comfortable with the movement.

Ages: 0 – 6

Time to build: 15 sek.



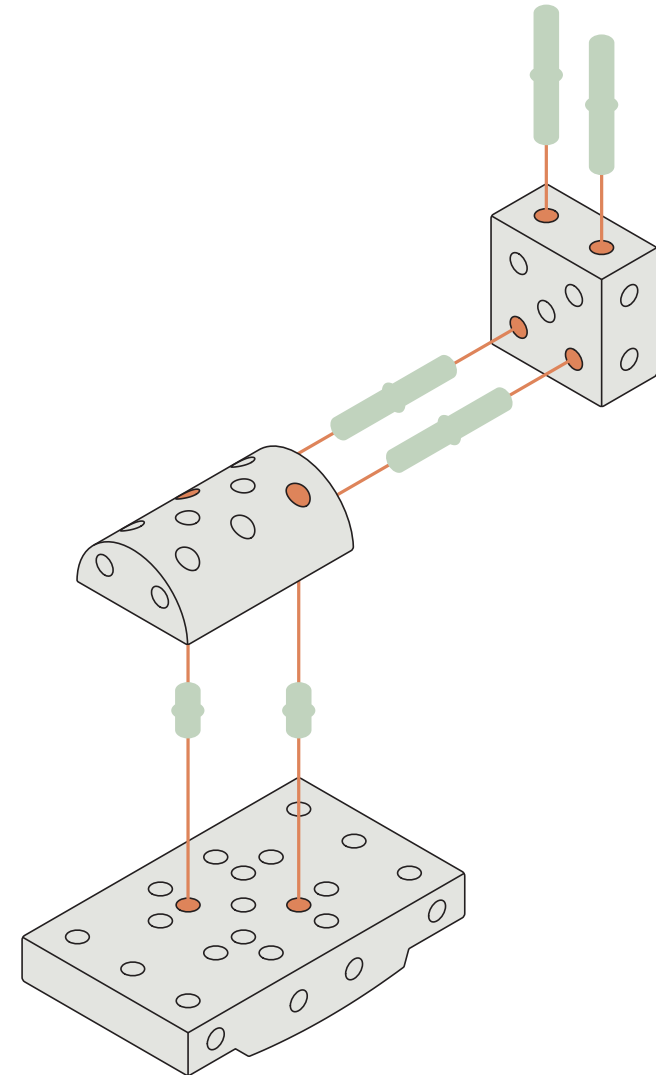
Rocker




Rocking horses are probably one of the most iconic kids' toys ever — and for good reason! A rocker exercises both balance and upper body control, and is especially good for small children. Guide your child through the movement until ready to rock off on their own.

Ages: 0,5 – 3

Time to build: 2 min.





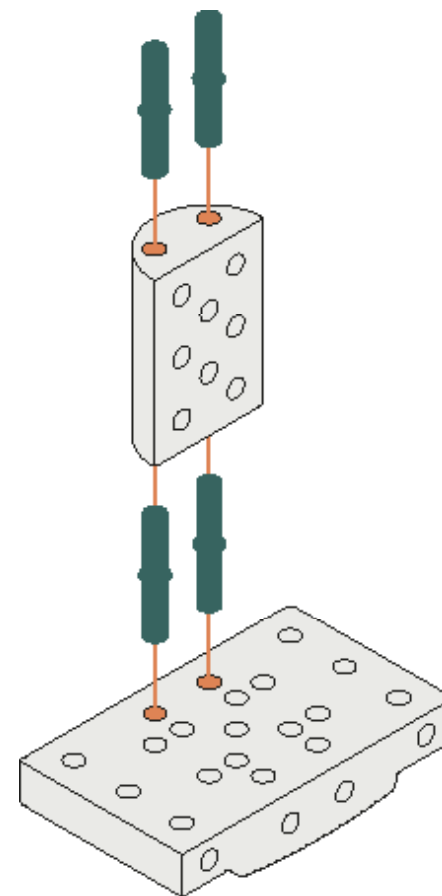
Tilter



This tilter is a fun toy for practising balance with your baby or toddler. The sideways rocking motion stimulates the inner ear system and therefore your child's sense of balance. If needed, support the child by the hip. When mastered, move on to the Balance Board.

Ages: 1 – 3

Time to build: 1 min.



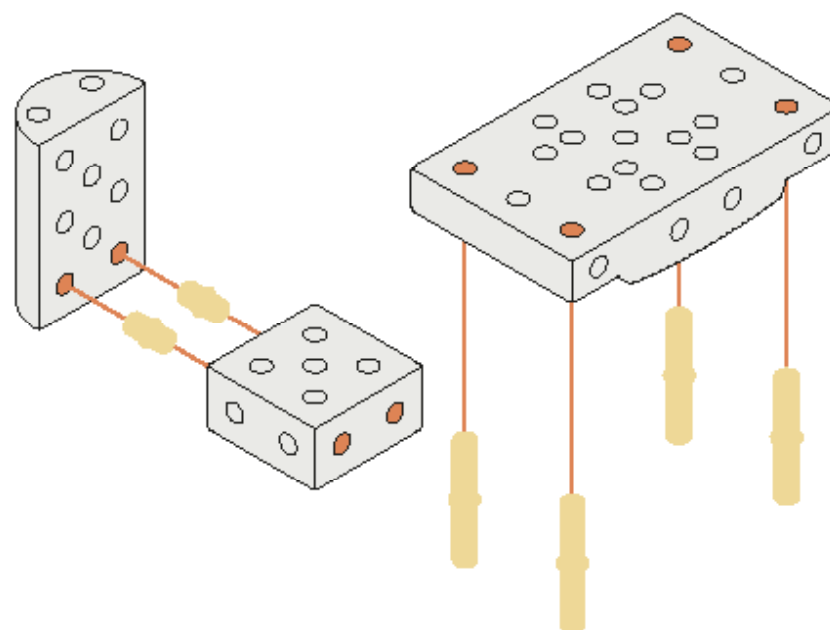
Chair + Table



Building furniture and props for pretend play is a fun way for children to explore their imagination. Let your child enjoy an afternoon snack. Make your own little MODU café. Or use the chair and table as functional pieces of furniture in the kids' room in-between play sessions.

Ages: 1 - 3

Time to build: 2 min.



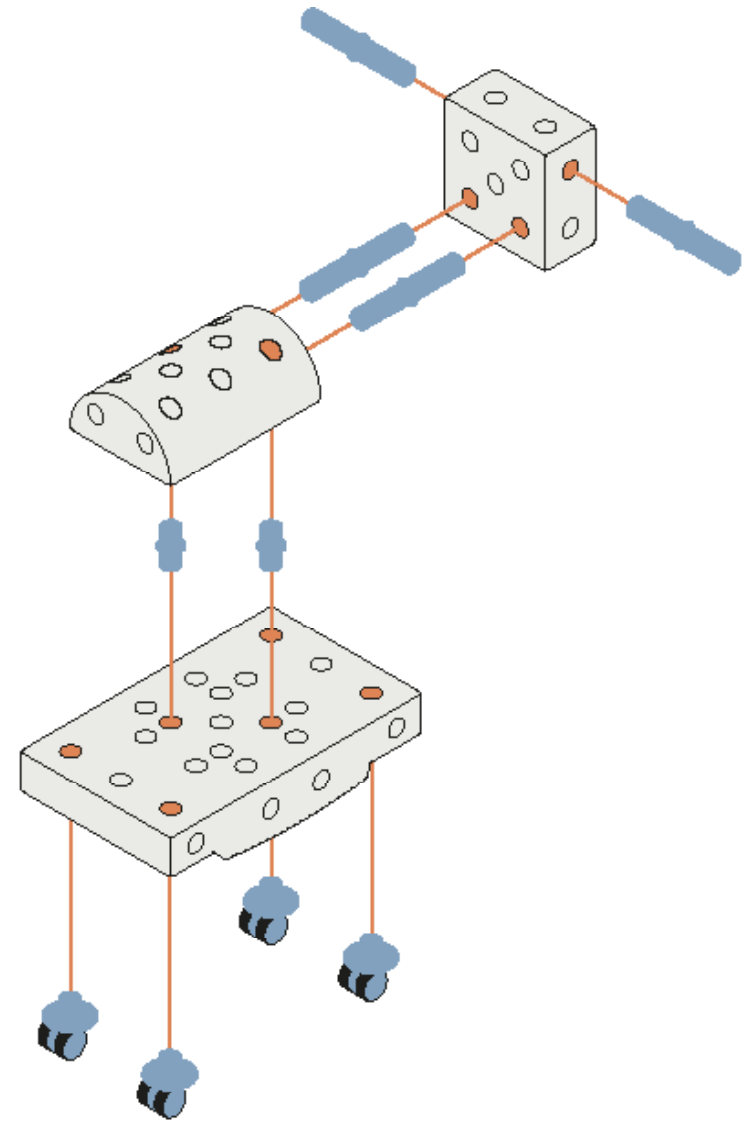
Base Ride



Looking for a beginner-friendly ride-on? This base ride is the perfect place to start and ideal for babies and young toddlers. The large base block provides good stability, helping your little one to maintain steady — especially when playing around with older siblings. Staying upright throughout the ride serves as an excellent workout for both balance and upper body control.

Ages: 1 – 4

Time to build: 3 min.

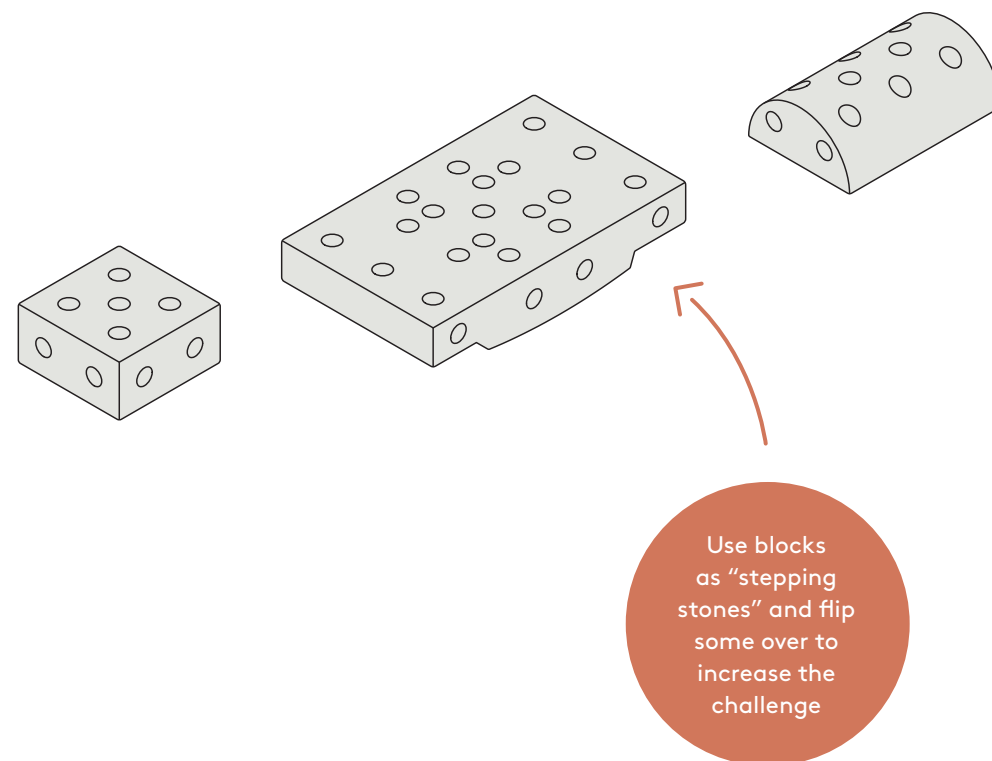




Obstacle courses are both fun and a great motor skill challenge. Use the blocks as stepping stones and explore the individual shapes — some are stable while others wobble and rock depending on how you place them on the floor. Perfect for a game of Follow the Leader or The Floor is Made of Lava.

Ages: 2 – 6

Time to build: 15 sec.



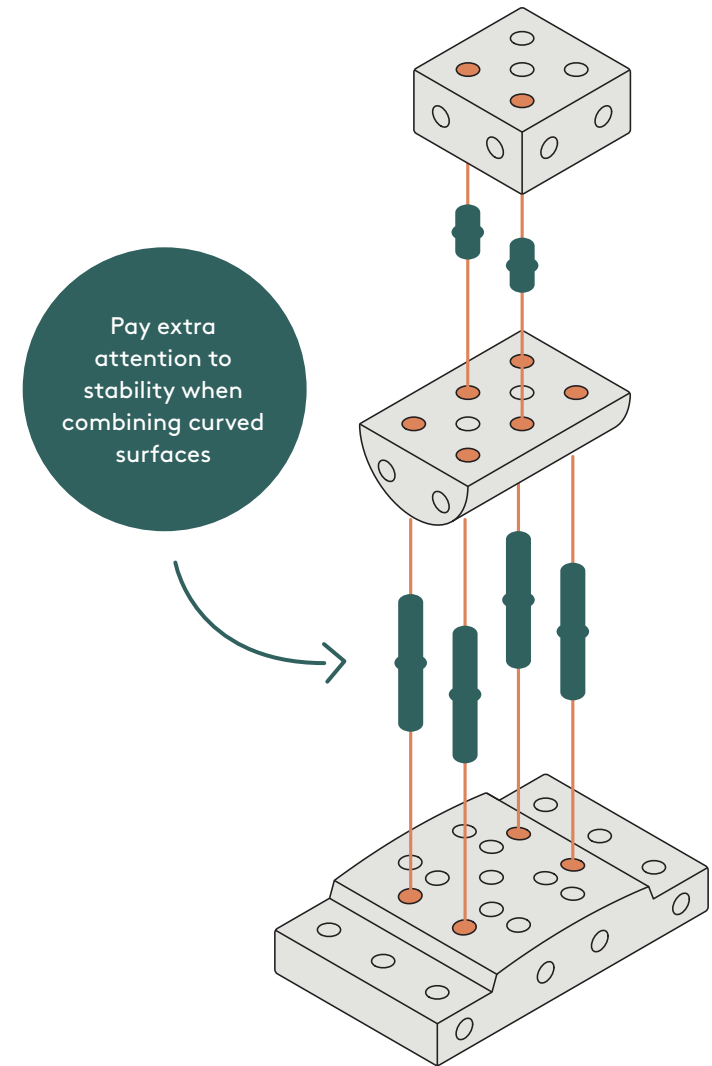
Little Stairway



Help your child reach new heights. A stairway can be both fun and functional. Practice motor skills with your toddler, or use it as a little helper for everyday tasks. Climbing stairs is a great overall exercise that improves both balance, coordination, and agility.

Ages: 2 – 6

Time to build: 2 min.



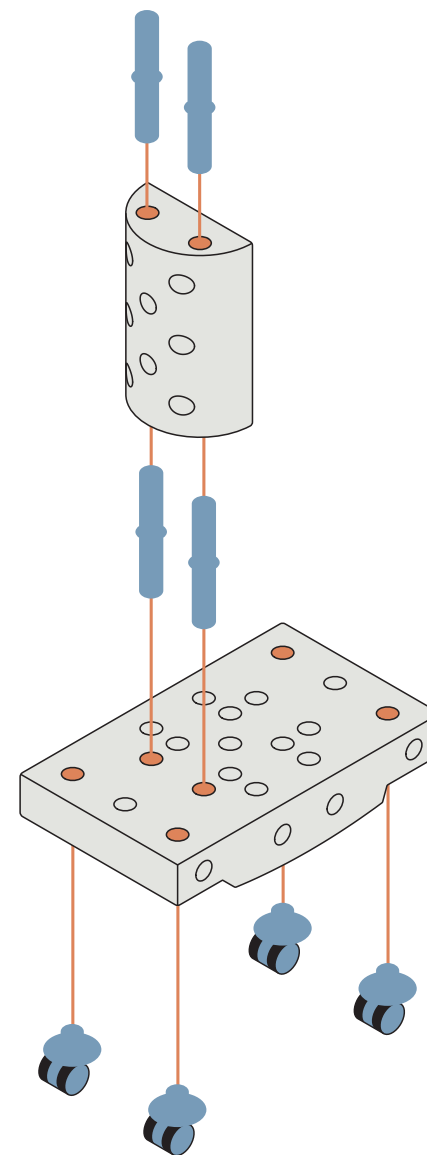
Wheely Cart



Whether it's blocks or dolls, kids just love to move stuff around! With a wheely cart, your child can give their teddy bear a ride, pretend to be shopping, or use it to tidy up their room. Pushing the wagon around is a good way to practice coordination and balance, and it develops your child's spatial awareness.

Ages: 2 - 4

Time to build: 2 min.



Add more to your collection
and build even bigger creations
Learn more at
www.modu.dk





nice

to

know



BLOCKS

...are not just building blocks. Use them for balance play or as stepping stones — some are stable while others wobble and rock. Sturdy, yet lightweight and tactile, MODU blocks are made for active play in your home.

PEGS

...can be used as both connectors, handles and foot bars — and even tails or ears on a monster. That's also why there are different lengths. Long pegs are great for stabilizing creations, while short pegs fit anywhere and add extra support.

WHEELS

...put a fun spin on your creations. Use the swirly wheels for speed and 360-degree swivel action. Large foam wheels are perfect for more stable ride-ons and push toys. Find them online at www.modu.dk



Care and Maintenance

From time to time your MODU blocks will become dusty, sticky, wet and even sad...

Keep your blocks clean and fresh with ease; hot water and a cloth or soft brush will do the trick. Or, for an even simpler solution, put it all in the dishwasher on a short, energy-saving cycle. You can even take the blocks into the shower with you for some extra bathtime fun — they float!

NB! Your blocks also get bored and lose a bit of life if they are left in the corner for too long. Play with MODU and they will remain fresh and happy at all times.



Find this Storage Crate
at www.modu.dk



Let MODU be part of your living room and everyday life. Your blocks are happiest when they are being played with – all the time!

In between play sessions, you might wanna go for something practical. Why not get creative and build a mini table and stool, or maybe a bed for the teddy bears?

If you run out of ideas, no worries. MODU Storage Crates are perfect for versatile storage. And if that doesn't cut it, you can always flat-pack your blocks and slide them under the bed. Easy peasy.


EN instructions for use: For optimal stability, we recommend building all creations under adult supervision, especially those with small swirly wheels — treat them as “balancing toys”, best enjoyed with adult guidance for secure play. It is also advisable to disassemble creations after each play session to maintain tight connector holes. Please consider these important safety measures: **WARNING!** Avoid unsupervised play with the connector pegs for children under the age of 10 months, or kids who cannot sit upright on their own. **WARNING!** Assembled creations are loadable up to a maximum of 50 kg; use indoors on wood or carpeted floors and similar surfaces. **WARNING!** Do not use outdoors or on sloping surfaces. **WARNING!** This toy is not equipped with a brake. Safety is our top priority, ensuring secure and enjoyable play experiences for children. All product parts undergo independent lab testing, are CE certified, and comply with the European Toy Standard (EN71). For inquiries, contact us at hej@modu.dk.

DE Gebrauchsanweisung: Für optimale Stabilität empfehlen wir, Kreationen unter Aufsicht eines Erwachsenen zu bauen, besonders solche mit kleinen beweglichen Rädern (Drehrollen) — betrachten Sie sie als “Balancierspielzeug” und gestalten Sie das Spiel sicher durch sachkundige Anleitung eines Erwachsenen. Es ist auch empfehlenswert, Kreationen nach jedem Spielen auseinanderzunehmen, damit die Steckverbindungen nicht ausleieren und eng bleiben. Bitte beachten Sie diese wichtigen Sicherheitsmaßnahmen: **ACHTUNG!** Vermeiden Sie unbeaufsichtigtes Spielen mit den Verbindungsstiften für Kinder unter 10 Monaten oder Kinder, die nicht aufrecht sitzen können. **ACHTUNG!** Zusammengesetzte Kreationen können bis zu maximal 50 kg tragen; verwenden Sie sie in Innenräumen auf Holz- oder Teppichböden. **ACHTUNG!** Nicht im Freien oder auf schrägen Oberflächen verwenden. **ACHTUNG!** Dieses Spielzeug hat keine Bremse. Sicherheit hat bei uns höchste Priorität und gewährleistet sicheres und vergnügliches Spielen für Kinder. Alle Produktteile werden unabhängigen Labortests unterzogen, sind CE-zertifiziert und entsprechen der europäischen Spielzeugnorm (EN71). Für Nachfragen kontaktieren Sie uns unter hej@modu.dk.

DA brugsvejledning: For optimal stabilitet anbefaler vi at bygge kreationer under voksenopsyn, især dem på små drejehjul — betragt dem som “balancelegetøj”, og gør legen sikker med kyndig vejledning fra en voksen. Det er også en god idé at skille kreationerne fra hinanden mellem brug for at opretholde samleevnen i klodsernes huller. Vær særligt opmærksom på disse vigtige sikkerhedsforanstaltninger: **ADVARSEL!** Undgå usuperviseret leg med samlependene for børn under 10 måneder eller børn, der ikke kan sidde oprejst selv. **ADVARSEL!** Samlede kreationer kan bære op til maks. 50 kg; brug indendørs på træ- eller tæppebelagte gulve og lign. overflader. **ADVARSEL!** Brug ikke udendørs eller på skrånende overflader. **ADVARSEL!** Dette legetøj har ikke nogen bremse. Sikkerhed er vores højeste prioritet og sikrer trykke og sjove legeoplevelser for børn. Alle produktdele gennemgår uafhængig laboratorietest, er CE-certificeret og overholder den europæiske legetøjsstandard (EN71). For henvendelser, kontakt os på hej@modu.dk.

FR Instructions d’utilisation : Pour une stabilité optimale, nous recommandons de construire toutes les créations sous la surveillance d’un adulte, en particulier celles dotées de petites roues tourbillonnantes — considérez-les comme des “jouets d’équilibre”, qu’il est préférable d’utiliser avec l’aide d’un adulte. Il est également conseillé de démonter les créations après chaque session de jeu afin de maintenir les trous de connexions. Veuillez tenir compte de ces mesures de sécurité importantes : **ATTENTION !** Évitez de jouer sans surveillance avec les piquets de connexion pour les enfants de moins de 10 mois, ou les enfants qui ne peuvent pas s’asseoir seuls. **ATTENTION !** Les créations assemblées peuvent supporter jusqu’à un maximum de 50 kg ; utilisez-les à l’intérieur. **ATTENTION !** Ne pas utiliser à l’extérieur ou sur des surfaces inclinées. **ATTENTION !** Ce jouet n’est pas équipé de frein. La sécurité est notre priorité absolue, assurant des expériences de jeu sûres et agréables pour les enfants. Toutes les pièces du produit sont soumises à des tests en laboratoire indépendant, sont certifiées CE et sont conformes à la norme européenne des jouets (EN71). Pour toute demande de renseignements, contactez-nous à hej@modu.dk.

behind



the

scenes

we dream of
a future
where kids
develop
through more
imagination
and
active play.

We dream of a future where kids develop through more imagination and open-ended, active play. Our mission is to make play central in everyday life and encourage healthy development through play. We do that with products that create space for children and families to connect and explore the natural urge to move and be creative.

MODU was born out of curiosity to fulfil the need for toys with greater longevity and wider appeal. Physical and cognitive changes happen very rapidly in the early years of childhood, and many toys are quickly outgrown. Our solution is a simple system of toys with long life cycles that stay relevant across all ages, genders, cultures, homes and play worlds.

Designed to develop creativity and motor skills, we believe that MODU can empower kids to grow up facing life with true wonder and great confidence. We think of MODU not only as a toy, but as a framework for play and learning in everyday life. We celebrate playful living and we hope MODU will be part of your home for many years to come.



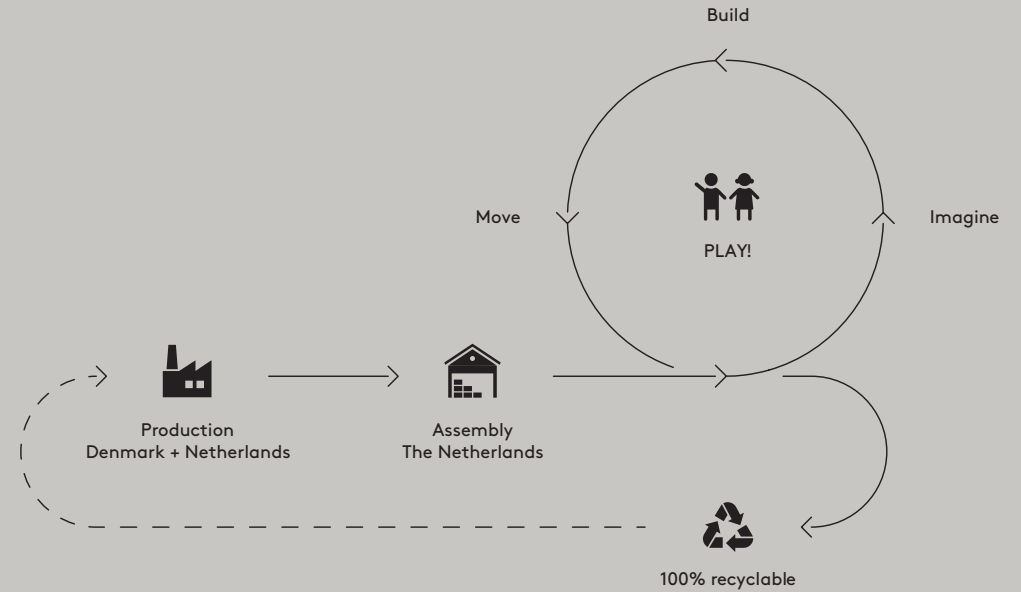
MODU was developed on the foundation of Danish Design traditions. Quality, functionality and innovation are part of our heritage and key ingredients in how we design products.

With play at heart, we combine form and function into toys that are honest, unobtrusive and meaningful. Our base is a simple and minimalistic system that is highly adaptable to its context; its users and surroundings. This means that MODU can be used for all types of open-ended play — whether your kids are into speed, constructing, role-playing, tumbling around, or just being creative geniuses. The modular aspect allows you to shape the play experience however you like.

It's our goal to make play a central part of living but we know that toys can clash with modern decor and small living spaces. We accommodate this with a minimalistic, yet multifunctional design, that allows personal variation in look and feel. A toy that can be invited into any home and any part of the home.

We call it Playful Danish Design.

Long-Lasting in Every Way



Our packaging consists of FSC certified cardboard, and is deliberately free of any single-use plastic.



As a B Corp™ certified company, we hold ourselves accountable to high social and environmental standards. With MODU’s age-adapting concept at the core, the system itself excels as a sustainable toy — designed to stay fun and relevant for years. Or, as we like to say: “A toy that helps kids grow and grows with kids.”

MODU is made in Europe. Our main production takes place with two carefully selected manufacturing partners in the Netherlands and Denmark. We assemble and ship the products from our warehouse in central Netherlands, helping reduce unnecessary transport and overall emissions.

Our blocks are made from 100% recyclable EPP foam — a durable material with low environmental impact and strong resistance to marks, dirt and everyday wear. It requires minimal resources to produce compared to similar materials, and is easy to recycle and reuse. Our connector pegs are made from non-toxic, food-grade ABS plastic. All your MODU parts can be replaced and recycled, so please discard properly in due time.

What are you creating? Get inspired and share your greatest play moments and builds online using **#moduverse**



#moduverse

51

f
o
l
o
w
.

Instagram
[@modu.dk](#)

Facebook
[@modu.dk](#)

Pinterest
[@modutoy](#)

Linkedin
[/modutoy](#)



MODU ApS ©2026
Playful Danish Design

www.modu.dk

